

2019



ASBK.COM.AU f t i y

## Round 6 : Phillip Island GP Circuit : October 4 - 6

### KAWASAKI AUSTRALIAN SUPERBIKE CHAMPIONSHIP

#### Timed Practice

 Date: 05/10/19  
 Event: P19  
 Weather: Overcast - Temp: 11.4C  
 Track: Wet - Temp: 17.1C

 Started at: 10:50:24  
 Laps: 35 Min  
 Starters: 25  
 Printed at: 11:47

#### PROVISIONAL CLASSIFICATION

Pos	No	Name	Machine	Fastest Lap	On Lap	Behind Leader	Behind Prev	Top Speed
1	47	Wayne MAXWELL (VIC) / Team Suzuki ECSTAR / Pirelli / Motul / Airroad / Suzuki Insur. / Suzuki Finance	Suzuki GSXRR	1:32.727	3 of 4			292
2	46	Mike JONES (QLD) / Desmosport Ducati	Ducati 1299 FE	1:32.735	9 of 15	.008	.008	298
3	1	Troy HERFOSS (QLD) / Penrite Honda Racing / Morris Finance / Elite Roads / NGK / Snap On	Honda CBR RR SP	1:33.004	5 of 9	.277	.269	293
4	12	Matt WALTERS (NSW) / Kawasaki Aust. / Kawasaki Connection / Repsol / Pirelli / Rover Coaches	Kawasaki ZX10R	1:33.289	4 of 7	.562	.285	296
5	67	Bryan STARING (WA) / Kawasaki BCperformance / Landscapesupplies.com.au	Kawasaki ZX10R	1:33.397	4 of 12	.670	.108	297
6	21	Josh WATERS (VIC) / Team Suzuki ECSTAR / Pirelli / Motul / Airroad / Suzuki Insur. / Suzuki Finance	Suzuki GSXRR	1:33.494	3 of 5	.767	.097	294
7	25	Daniel FALZON (SA) / Yamaha Racing Team	Yamaha YZF-R1	1:33.542	3 of 4	.815	.048	292
8	30	Mark CHIODO (VIC) / Penrite Honda Racing / Morris Finance / Elite Roads / NGK / Snap On	Honda CBR RR SP	1:33.657	3 of 9	.930	.115	293
9	14	Glenn ALLERTON (NSW) / NextGen Motorsports / Alpine Performance	BMW S RR	1:33.899	14 of 14	1.172	.242	296
10	65	Cru HALLIDAY (NSW) / Yamaha Racing Team	Yamaha YZF-R1	1:33.925	12 of 13	1.198	.026	298
11	92	Damon REES (NZ) / Carl Cox M-sport / Mondiale Freight / Tony Rees M-cycles / Signedge / Pirelli	Honda CBR	1:34.886	4 of 5	2.159	.961	286
12	22	Lachlan EPIS (NSW) / Response RE / Bluetounge Finance	Kawasaki ZX10R	1:35.347	13 of 15	2.620	.461	295
13	27	Jamie STAUFFER (NSW) / McMartin Racing / Racers Edge / Boost Mobile / 1 day wraps / K-Tech Susp.	Ducati V4R	1:35.547	8 of 16	2.820	.200	298
14	8	Alex PHILLIS (VIC) / Team Suzuki ECSTAR	Suzuki GSXR	1:35.748	4 of 13	3.021	.201	295
15	64	Aaron MORRIS (NSW) / NextGen Motorsports / Maxima Race Oils	BMW S RR	1:36.235	5 of 13	3.508	.487	296
16	33	Sloan FROST (VIC) / Black InK / Darby Capital	Suzuki GSXR	1:36.771	11 of 13	4.044	.536	291
17	13	David BARKER (SA) / Chris Lynch's Garage	Kawasaki ZX10R	1:37.761	9 of 12	5.034	.990	283
18	24	Matt TOOLEY (VIC) / Phillip Island Ride Days / West Sliders	Yamaha YZF-R1	1:37.814	4 of 13	5.087	.053	278
19	217	Dean HASLER (NSW) / Beenwah Bikeworks / Pinot Noir Accommodation	BMW S RR	1:38.693	17 of 19	5.966	.879	287
20	62	Brendan MCINTYRE (NSW) / Western M-c / Ric Pobjoy Racing / Motoproducts / EBC / Motul / RK / Emu Signs	Suzuki GSXR	1:38.926	10 of 15	6.199	.233	274
21	11	Philip CZAJ (VIC) / Pirelli / 11Motorsport / Aprilia Aust. / Ron Angel / X-Lite / Liqui Moly	Aprilia RSV4	1:38.928	3 of 13	6.201	.002	281
22	78	Nathan SPITERI (VIC) / Livson / RST	Suzuki GSXRR	1:39.249	9 of 14	6.522	.321	284
23	34	Trent GIBSON (VIC) / Flooring Innovations	Ducati V4R	1:41.217	14 of 15	8.490	1.968	271
24	37	Michael EDWARDS (QLD) / Northstar Yamaha	Yamaha YZF-R1	1:42.013	3 of 6	9.286	.796	276

Current qualifying record for SBK class - 1:32.096 by Wayne MAXWELL (VIC) on a Yamaha YZF-R1 set on 13/10/18

\*\*\* TOP 9 RIDERS TO QUALIFYING 2. REMAINDER TO QUALIFYING 1. \*\*\*

\*\*\* No. 78 (N. SPITERI) &amp; 13 (D. BARKER) - First run times ignored as returned to pit box on entering pits \*\*\*

The results are provisional until the end of the time limit for protests and appeals.

Chief Timekeeper - Scott Laing

Clerk of Course - Tom Williams


[www.computime.com.au](http://www.computime.com.au)

COMPUTIME RACE TIMING SYSTEMS PTY LTD



2019



ASBK.COM.AU f t i y

## Round 6 : Phillip Island GP Circuit : October 4 - 6

### KAWASAKI AUSTRALIAN SUPERBIKE CHAMPIONSHIP

#### Timed Practice

Date: 05/10/19  
Event: P19  
Weather: Overcast - Temp: 11.4C  
Track: Wet - Temp: 17.1C

Started at: 10:50:24  
Laps: 35 Min  
Starters: 25  
Printed at: 11:47

#### PROVISIONAL LAP TIMES

No	Name	Lap 1	Lap 2	Lap 3	Lap 4	Lap 5	Lap 6	Lap 7	Lap 8	Lap 9	Lap 10
1	Troy HERFOSS (QLD)	1:46.584	1:33.588	1:33.122	1:46.662	<b>1:33.004</b>	10:47.773	1:45.537	1:43.218	1:41.824	
8	Alex PHILLIS (VIC)	1:43.223	1:36.627	1:35.833	<b>1:35.748</b>	1:36.130	1:36.308	12:19.949	1:41.588	1:36.483	1:36.344
	10	1:36.277	1:36.012	1:36.017							
11	Philip CZAJ (VIC)	1:46.701	1:39.361	<b>1:38.928</b>	1:39.441	1:39.447	10:08.818	1:46.229	1:39.768	1:40.219	1:39.890
	10	1:39.519	6:42.689	1:57.618							
12	Matt WALTERS (NSW)	1:48.614	1:33.949	1:33.894	<b>1:33.289</b>	18:14.952	1:42.989	1:33.537			
13	David BARKER (SA)	13:15.171	1:43.805	<b>1:37.761</b>	1:37.853	1:42.609	1:38.830				
14	Glenn ALLERTON (NSW)	2:02.871	1:34.971	1:34.710	6:40.730	1:45.368	1:34.900	1:57.157	1:34.254	6:43.373	1:39.608
	10	1:34.403	2:02.954	1:34.600	<b>1:33.899</b>						
21	Josh WATERS (VIC)	1:46.963	1:33.929	<b>1:33.494</b>	1:56.388	1:33.605					
22	Lachlan EPIS (NSW)	1:43.660	1:37.861	2:15.578	1:42.657	1:53.801	8:05.936	1:45.689	4:07.627	1:51.295	1:36.480
	10	1:36.119	1:35.824	<b>1:35.347</b>	1:55.409	1:35.690					
24	Matt TOOLEY (VIC)	1:50.893	1:39.141	1:38.344	<b>1:37.814</b>	1:39.076	1:37.883	10:16.758	1:47.056	1:38.246	1:38.342
	10	6:35.015	1:45.625	1:37.994							
25	Daniel FALZON (SA)	1:43.683	1:33.660	<b>1:33.542</b>	1:33.583						
27	Jamie STAUFFER (NSW)	1:41.734	1:36.321	1:36.661	1:36.210	6:06.652	1:52.552	1:36.273	<b>1:35.547</b>	4:24.178	1:41.221
	10	2:43.624	1:42.255	1:36.255	2:38.069	1:40.639	1:36.099				
30	Mark CHIODO (VIC)	1:43.762	1:33.839	<b>1:33.657</b>	20:45.015	1:53.816	1:34.132	1:34.173	1:36.945	1:34.672	
33	Sloan FROST (VIC)	1:45.825	1:38.421	1:37.385	1:37.924	1:51.299	1:37.364	1:37.494	4:11.956	1:47.575	1:37.327
	10	<b>1:36.771</b>	1:37.427	1:37.525							
34	Trent GIBSON (VIC)	1:49.883	1:42.637	2:52.597	1:46.123	1:41.323	1:42.287	1:42.062	6:23.598	1:50.100	1:42.070
	10	1:42.425	3:42.545	1:47.910	<b>1:41.217</b>	1:42.115					
37	Michael EDWARDS (QLD)	1:55.849	1:43.929	<b>1:42.013</b>	1:42.857	1:42.599	11:28.715				
46	Mike JONES (QLD)	1:40.455	1:34.020	1:32.745	1:33.156	7:33.338	1:39.050	1:33.766	1:33.180	<b>1:32.735</b>	1:36.153
	10	1:33.271	6:54.109	1:40.552	1:33.375	1:32.896					
47	Wayne MAXWELL (VIC)	1:42.855	1:32.981	<b>1:32.727</b>	1:33.149						
62	Brendan MCINTYRE (NSW)	1:51.149	1:41.986	1:41.319	1:40.329	1:40.015	1:39.684	1:39.466	1:38.979	1:39.714	<b>1:38.926</b>
	10	11:07.737	1:48.692	1:39.563	1:39.436	1:38.946					
64	Aaron MORRIS (NSW)	1:41.711	1:36.413	2:51.616	1:41.430	<b>1:36.235</b>	6:39.486	1:42.765	1:36.562	8:03.493	1:41.776
	10	1:36.359	3:38.699	1:48.785							
65	Cru HALLIDAY (NSW)	1:45.524	1:35.367	1:47.577	1:34.453	1:36.712	1:34.056	4:37.068	1:40.824	1:34.075	1:33.965
	10	1:35.160	<b>1:33.925</b>	1:59.358							
67	Bryan STARING (WA)	1:42.544	1:35.414	1:33.913	<b>1:33.397</b>	1:34.605	1:34.261	1:34.013	10:18.117	1:44.588	1:33.876
	10	1:33.715	1:33.956								
78	Nathan SPITERI (VIC)	13:14.276	1:44.490	<b>1:39.249</b>	1:40.167	1:40.268	1:41.040	1:39.887	1:41.404		
92	Damon REES (NZ)	1:42.660	1:36.520	1:35.357	<b>1:34.886</b>	1:35.533					

Chief Timekeeper - Scott Laing

Clerk of Course - Tom Williams



www.computime.com.au  
COMPUTIME RACE TIMING SYSTEMS PTY LTD



2019



ASBK.COM.AU f t i y

# Round 6 : Phillip Island GP Circuit : October 4 - 6

## KAWASAKI AUSTRALIAN SUPERBIKE CHAMPIONSHIP

### Timed Practice

Date: 05/10/19  
Event: P19  
Weather: Overcast - Temp: 11.4C  
Track: Wet - Temp: 17.1C

Started at: 10:50:24  
Laps: 35 Min  
Starters: 25  
Printed at: 11:47

### PROVISIONAL LAP TIMES


No	Name	Lap 1	Lap 2	Lap 3	Lap 4	Lap 5	Lap 6	Lap 7	Lap 8	Lap 9	Lap 10
217	Dean HASLER (NSW)	1:45.056	1:40.394	1:40.649	1:39.839	1:40.356	1:40.283	1:40.483	1:40.246	3:56.239	1:44.449
10		1:39.903	1:39.824	1:40.369	3:42.581	1:43.759	1:39.378	<u>1:38.693</u>	1:39.211	1:39.327	

\*\*\* TOP 9 RIDERS TO QUALIFYING 2. REMAINDER TO QUALIFYING 1. \*\*\*

\*\*\* No. 78 (N. SPITERI) & 13 (D. BARKER) - First run times ignored as returned to pit box on entering pits \*\*\*

The results are provisional until the end of the time limit for protests and appeals.

  
Chief Timekeeper - Scott Laing

  
Clerk of Course - Tom Williams



www.computime.com.au  
COMPUTIME RACE TIMING SYSTEMS PTY LTD



2019



ASBK.COM.AU f t i y

## Round 6 : Phillip Island GP Circuit : October 4 - 6

### KAWASAKI AUSTRALIAN SUPERBIKE CHAMPIONSHIP

#### Timed Practice

Date: 05/10/19  
Event: P19  
Weather: Overcast - Temp: 11.4C  
Track: Wet - Temp: 17.1C

Started at: 10:50:24  
Laps: 35 Min  
Starters: 25  
Printed at: 11:47

#### PROVISIONAL SPLIT TIMES

Lap	Split 1	Split 2	Split 3	Split 4	Lap Time	Spd	Lap	Split 1	Split 2	Split 3	Split 4	Lap Time	Spd
<b>1 Troy HERFOSS (QLD) (3rd)</b>							3	22.359	27.326	17.983	26.226	1:33.894	296
1	29.073	30.045	19.914	27.552	1:46.584 P		4	<u>22.198</u>	27.228	<u>17.808</u>	<u>26.055</u>	<u>1:33.289</u>	295
2	22.533	26.913	17.863	26.279	1:33.588	290	5	25.687	28.513	18.002	17:02.750	18:14.952	295
3	22.347	26.854	<u>17.712</u>	<u>26.209</u>	1:33.122	292	6	30.996	27.810	17.917	26.266	1:42.989 P	
4	22.237	40.072	18.014	26.339	1:46.662	292	7	22.338	<u>27.191</u>	17.887	26.121	1:33.537	296
5	<u>22.227</u>	<u>26.661</u>	17.847	26.269	<u>1:33.004</u>	291	<b>13 David BARKER (SA) (17th)</b>						
6	23.505	27.417	18.383	9:38.468	10:47.773	270	1	28.784	31.831	19.166	27.556	1:47.337 P	
7	28.080	30.706	19.220	27.531	1:45.537 P		2	23.429	28.507	<u>18.535</u>	27.219	1:37.690	273
8	23.113	35.298	18.260	26.547	1:43.218	290	3	23.807	30.766	19.108	27.324	1:41.005	276
9	23.881	29.831	20.107	28.005	1:41.824	293	4	23.538	28.619	18.554	27.294	1:38.005	278
<b>8 Alex PHILLIS (VIC) (14th)</b>							5	23.774	28.672	18.812	27.466	1:38.724	276
1	26.096	30.062	19.241	27.824	1:43.223 P		6	23.556	28.789	18.746	27.371	1:38.462	280
2	23.038	28.003	18.546	27.040	1:36.627	295	7	23.530	12:51.641			13:15.171	278
3	23.019	<u>27.594</u>	18.421	26.799	1:35.833	290	8	28.716	29.286	18.670	<u>27.133</u>	1:43.805 P	
4	22.856	27.694	18.437	<u>26.761</u>	<u>1:35.748</u>	291	9	23.382	28.572	18.613	27.194	<u>1:37.761</u>	283
5	22.863	27.844	18.443	26.980	1:36.130	293	10	<u>23.281</u>	<u>28.473</u>	18.726	27.373	1:37.853	281
6	22.832	27.720	18.538	27.218	1:36.308	292	11	23.736	28.830	22.000	28.043	1:42.609	282
7	23.898	30.423	19.299	11:06.329	12:19.949	292	12	23.433	28.809	18.989	27.599	1:38.830	283
8	26.346	29.151	18.653	27.438	1:41.588 P		<b>14 Glenn ALLERTON (NSW) (9th)</b>						
9	22.943	27.954	<u>18.413</u>	27.173	1:36.483	292	1	29.443	42.532	21.776	29.120	2:02.871 P	
10	22.866	27.709	18.530	27.239	1:36.344	294	2	23.085	27.253	18.156	26.477	1:34.971	293
11	22.824	27.945	18.565	26.943	1:36.277	290	3	22.753	27.333	18.071	26.553	1:34.710	294
12	<u>22.755</u>	27.758	18.550	26.949	1:36.012	291	4	25.835	35.896	23.696	5:15.303	6:40.730	293
13	22.821	27.624	18.465	27.107	1:36.017	291	5	30.220	29.776	18.276	27.096	1:45.368 P	
<b>11 Philip CZAJ (VIC) (21th)</b>							6	22.842	27.352	18.109	26.597	1:34.900	290
1	29.829	29.809	19.266	27.797	1:46.701 P		7	26.756	34.257	26.085	30.059	1:57.157	293
2	24.123	28.931	18.881	<u>27.426</u>	1:39.361	277	8	22.667	27.101	18.013	26.473	1:34.254	294
3	23.781	<u>28.891</u>	<u>18.740</u>	27.516	<u>1:38.928</u>	276	9	24.712	31.812	19.546	5:27.303	6:43.373	293
4	23.780	29.071	18.869	27.721	1:39.441	277	10	26.626	28.026	18.228	26.728	1:39.608 P	
5	23.742	29.047	18.835	27.823	1:39.447	277	11	22.695	27.191	18.120	26.397	1:34.403	291
6	24.667	29.597	19.045	8:55.509	10:08.818	260	12	25.089	45.101	26.031	26.733	2:02.954	293
7	29.545	29.468	19.408	27.808	1:46.229 P		13	<u>22.528</u>	27.514	18.152	26.406	1:34.600	296
8	24.040	28.994	19.004	27.730	1:39.768	277	14	22.617	<u>27.020</u>	<u>17.924</u>	<u>26.338</u>	<u>1:33.899</u>	296
9	23.938	29.515	18.961	27.805	1:40.219	278	<b>21 Josh WATERS (VIC) (6th)</b>						
10	24.056	28.899	19.113	27.822	1:39.890	278	1	30.717	30.381	19.135	26.730	1:46.963 P	
11	<u>23.667</u>	28.962	19.095	27.795	1:39.519	281	2	22.676	27.125	17.931	26.197	1:33.929	293
12	24.542	29.620	19.394	5:29.133	6:42.689	278	3	<u>22.396</u>	27.083	<u>17.885</u>	<u>26.130</u>	<u>1:33.494</u>	292
13	33.834	35.053	19.905	28.826	1:57.618 P		4	33.298	37.284	19.303	26.503	1:56.388	293
<b>12 Matt WALTERS (NSW) (4th)</b>							5	22.417	<u>27.012</u>	17.991	26.185	1:33.605	293
1	33.821	29.766	18.448	26.579	1:48.614 P		<b>22 Lachlan EPIS (NSW) (12th)</b>						
2	22.347	27.397	17.872	26.333	1:33.949	295							

Chief Timekeeper - Scott Laing

Clerk of Course - Tom Williams


[www.computime.com.au](http://www.computime.com.au)

COMPUTIME RACE TIMING SYSTEMS PTY LTD



2019



ASBK.COM.AU f t i y

## Round 6 : Phillip Island GP Circuit : October 4 - 6

### KAWASAKI AUSTRALIAN SUPERBIKE CHAMPIONSHIP

#### Timed Practice

Date: 05/10/19  
 Event: P19  
 Weather: Overcast - Temp: 11.4C  
 Track: Wet - Temp: 17.1C

Started at: 10:50:24  
 Laps: 35 Min  
 Starters: 25  
 Printed at: 11:47

#### PROVISIONAL SPLIT TIMES

Lap	Split 1	Split 2	Split 3	Split 4	Lap Time	Spd	Lap	Split 1	Split 2	Split 3	Split 4	Lap Time	Spd
1	27.588	29.183	19.382	27.507	1:43.660 P		7	22.981	27.900	18.554	26.838	1:36.273	297
2	23.714	28.398	18.541	27.208	1:37.861	285	8	22.752	<b>27.603</b>	18.401	26.791	<b>1:35.547</b>	296
3	23.317	28.128	19.284	1:04.849	2:15.578	295	9	24.458	31.271	21.109	3:07.340	4:24.178	295
4	27.460	28.787	18.931	27.479	1:42.657 P		10	26.141	29.508	18.572	27.000	1:41.221 P	
5	23.277	42.891	20.264	27.369	1:53.801	287	11	23.149	27.772	18.550	1:34.153	2:43.624	292
6	23.165	38.853	19.741	6:44.177	8:05.936	287	12	28.058	28.764	18.551	26.882	1:42.255 P	
7	28.902	29.120	19.635	28.032	1:45.689 P		13	22.970	27.867	18.559	26.859	1:36.255	297
8	28.047	3:39.580			4:07.627	287	14	<b>22.733</b>	27.932	18.980	1:28.424	2:38.069	298
9	28.129	30.599	19.809	32.758	1:51.295 P		15	27.747	27.694	<b>18.288</b>	26.910	1:40.639 P	
10	23.250	27.751	18.496	26.983	1:36.480	289	16	22.865	27.740	18.458	27.036	1:36.099	297
11	23.093	27.745	18.360	26.921	1:36.119	290	<b>30 Mark CHIODO (VIC) (8th)</b>						
12	<b>22.978</b>	27.692	18.305	26.849	1:35.824	289	1	27.998	30.250	18.815	26.699	1:43.762 P	
13	23.035	27.448	<b>18.269</b>	<b>26.595</b>	<b>1:35.347</b>	288	2	22.703	26.982	<b>17.942</b>	<b>26.212</b>	1:33.839	288
14	25.062	39.455	22.180	28.712	1:55.409	278	3	<b>22.438</b>	<b>26.965</b>	18.007	26.247	<b>1:33.657</b>	290
15	23.060	<b>27.423</b>	18.352	26.855	1:35.690	290	4	24.402	32.307	22.186	19:26.120	20:45.015	288
<b>24 Matt TOOLEY (VIC) (18th)</b>							5	33.606	33.788	19.529	26.893	1:53.816 P	
1	31.922	31.368	19.717	27.886	1:50.893 P		6	22.478	27.126	18.078	26.450	1:34.132	292
2	24.109	28.814	18.737	27.481	1:39.141	274	7	22.483	27.145	18.133	26.412	1:34.173	291
3	23.803	28.496	18.787	<b>27.258</b>	1:38.344	273	8	22.707	27.209	18.252	28.777	1:36.945	291
4	23.497	28.320	18.713	27.284	<b>1:37.814</b>	276	9	22.484	27.132	18.099	26.957	1:34.672	293
5	23.572	29.008	18.892	27.604	1:39.076	276	<b>33 Sloan FROST (VIC) (16th)</b>						
6	<b>23.414</b>	28.443	18.647	27.379	1:37.883	276	1	28.522	29.965	19.668	27.670	1:45.825 P	
7	27.245	34.605	21.807	8:53.101	10:16.758	271	2	23.684	28.382	19.188	27.167	1:38.421	287
8	27.544	32.725	18.975	27.812	1:47.056 P		3	23.368	28.078	18.748	27.191	1:37.385	288
9	23.601	28.506	<b>18.566</b>	27.573	1:38.246	274	4	23.264	28.096	18.954	27.610	1:37.924	289
10	23.489	28.348	18.894	27.611	1:38.342	273	5	24.959	37.218	20.652	28.470	1:51.299	282
11	25.972	30.587	20.036	5:18.420	6:35.015	278	6	23.234	28.144	18.758	27.228	1:37.364	289
12	28.653	29.850	19.110	28.012	1:45.625 P		7	23.267	28.355	<b>18.544</b>	27.328	1:37.494	288
13	23.670	<b>28.108</b>	18.784	27.432	1:37.994	274	8	27.117	34.684	19.741	2:50.414	4:11.956	275
<b>25 Daniel FALZON (SA) (7th)</b>							9	32.218	29.140	18.900	27.317	1:47.575 P	
1	28.699	29.330	18.940	26.714	1:43.683 P		10	23.303	28.066	18.632	27.326	1:37.327	289
2	22.374	27.200	18.002	<b>26.084</b>	1:33.660	292	11	23.194	<b>27.962</b>	18.546	<b>27.069</b>	<b>1:36.771</b>	290
3	<b>22.331</b>	27.156	<b>17.871</b>	26.184	<b>1:33.542</b>	290	12	<b>23.155</b>	28.346	18.570	27.356	1:37.427	291
4	22.516	<b>26.920</b>	17.942	26.205	1:33.583	291	13	23.177	28.099	18.844	27.405	1:37.525	289
<b>27 Jamie STAUFFER (NSW) (13th)</b>							<b>34 Trent GIBSON (VIC) (23th)</b>						
1	27.117	28.838	18.829	26.950	1:41.734 P		1	30.299	30.968	19.974	28.642	1:49.883 P	
2	23.137	27.989	18.413	<b>26.782</b>	1:36.321	297	2	24.983	29.852	19.559	28.243	1:42.637	271
3	22.777	28.300	18.778	26.806	1:36.661	298	3	24.791	31.365	19.490	1:36.951	2:52.597	257
4	22.887	27.975	18.468	26.880	1:36.210	298	4	28.871	29.809	19.541	27.902	1:46.123 P	
5	23.845	30.829	22.662	4:49.316	6:06.652	295	5	24.566	29.409	<b>19.457</b>	27.891	1:41.323	271
6	27.866	29.584	20.585	34.517	1:52.552 P		6	24.755	29.696	19.698	28.138	1:42.287	263

Chief Timekeeper - Scott Laing

Clerk of Course - Tom Williams



www.computime.com.au  
 COMPUTIME RACE TIMING SYSTEMS PTY LTD

**2019**

ASBK.COM.AU

**Round 6 : Phillip Island GP Circuit : October 4 - 6****KAWASAKI AUSTRALIAN SUPERBIKE CHAMPIONSHIP**Date: **05/10/19**Event: **P19**Weather: **Overcast - Temp: 11.4C**Track: **Wet - Temp: 17.1C****Timed Practice**Started at: **10:50:24**Laps: **35 Min**Starters: **25**Printed at: **11:47****PROVISIONAL SPLIT TIMES**

Lap	Split 1	Split 2	Split 3	Split 4	Lap Time	Spd	Lap	Split 1	Split 2	Split 3	Split 4	Lap Time	Spd	
7	24.831	29.659	19.569	28.003	1:42.062	261	3	24.578	29.482	19.229	28.030	1:41.319	260	
8	25.344	30.179	20.235	5:07.840	6:23.598	264	4	24.353	28.948	19.312	27.716	1:40.329	271	
9	32.198	30.294	19.755	<u>27.853</u>	1:50.100 P		5	24.190	29.086	19.142	27.597	1:40.015	274	
10	<u>24.442</u>	29.869	19.668	28.091	1:42.070	269	6	24.057	28.733	19.192	27.702	1:39.684	273	
11	24.844	29.614	19.717	28.250	1:42.425	265	7	24.090	28.734	19.099	27.543	1:39.466	273	
12	25.322	44.192	20.093	2:12.938	3:42.545	260	8	24.084	<u>28.288</u>	<u>18.947</u>	27.660	1:38.979	271	
13	30.417	29.872	19.614	28.007	1:47.910 P		9	23.933	28.666	19.339	27.776	1:39.714	274	
14	24.451	<u>29.178</u>	19.510	28.078	<u>1:41.217</u>	269	10	23.849	28.497	19.088	<u>27.492</u>	<u>1:38.926</u>	272	
15	24.588	29.808	19.609	28.110	1:42.115	271	11	23.976	28.345	19.991	9:55.425	11:07.737	269	
37 Michael EDWARDS (QLD) (24th)							12	29.419	31.331	19.806	28.136	1:48.692 P		
1	32.316	33.043	20.731	29.759	1:55.849 P		13	23.981	28.857	19.018	27.707	1:39.563	273	
2	25.869	30.048	19.758	28.254	1:43.929	258	14	23.970	28.723	19.038	27.705	1:39.436	274	
3	<u>24.617</u>	<u>29.432</u>	19.775	<u>28.189</u>	<u>1:42.013</u>	271	15	<u>23.827</u>	28.336	19.175	27.608	1:38.946	273	
4	24.802	29.756	19.687	28.612	1:42.857	273	64 Aaron MORRIS (NSW) (15th)							
5	24.661	29.865	<u>19.492</u>	28.581	1:42.599	276	1	27.259	28.959	18.818	26.675	1:41.711 P		
6	24.846	29.684	19.616	10:14.569	11:28.715	270	2	23.769	28.138	<u>18.272</u>	<u>26.234</u>	1:36.413	293	
46 Mike JONES (QLD) (2nd)							3	23.312	28.106	18.865	1:41.333	2:51.616	296	
1	26.377	28.998	18.733	26.347	1:40.455 P		4	27.859	28.277	18.459	26.835	1:41.430 P		
2	22.443	27.583	17.720	26.274	1:34.020	296	5	<u>22.942</u>	27.942	18.531	26.820	<u>1:36.235</u>	283	
3	<u>22.176</u>	26.782	<u>17.603</u>	26.184	1:32.745	298	6	23.061	28.502	19.042	5:28.881	6:39.486	289	
4	22.333	26.794	17.813	26.216	1:33.156	296	7	28.276	28.605	18.772	27.112	1:42.765 P		
5	22.877	29.583	18.675	6:22.203	7:33.338	297	8	23.072	28.027	18.593	26.870	1:36.562	286	
6	26.765	27.729	18.136	26.420	1:39.050 P		9	23.678	28.656	18.787	6:52.372	8:03.493	286	
7	22.653	27.063	17.875	26.175	1:33.766	293	10	28.390	28.123	18.518	26.745	1:41.776 P		
8	22.396	26.823	17.858	26.103	1:33.180	294	11	23.078	<u>27.890</u>	18.563	26.828	1:36.359	288	
9	22.302	26.661	17.713	<u>26.059</u>	<u>1:32.735</u>	294	12	23.222	28.432	19.035	2:28.010	3:38.699	286	
10	22.243	26.780	17.815	29.315	1:36.153	296	13	32.756	29.486	19.110	27.433	1:48.785 P		
11	22.379	26.862	17.950	26.080	1:33.271	295	65 Cru HALLIDAY (NSW) (10th)							
12	22.255	26.739	18.632	5:46.483	6:54.109	297	1	30.835	28.815	18.558	27.316	1:45.524 P		
13	27.311	28.548	18.467	26.226	1:40.552 P		2	23.275	27.577	18.087	26.428	1:35.367	292	
14	22.363	27.117	17.796	26.099	1:33.375	298	3	22.735	40.068	18.251	26.523	1:47.577	293	
15	22.276	<u>26.643</u>	17.863	26.114	1:32.896	296	4	22.691	27.345	18.009	26.408	1:34.453	294	
47 Wayne MAXWELL (VIC) (1st)							5	24.126	27.570	18.216	26.800	1:36.712	293	
1	29.753	28.504	18.003	26.595	1:42.855 P		6	22.614	27.320	<u>17.818</u>	<u>26.304</u>	1:34.056	292	
2	22.327	26.785	17.840	26.029	1:32.981	289	7	22.536	38.500	20.742	3:15.290	4:37.068	293	
3	<u>22.292</u>	<u>26.693</u>	<u>17.774</u>	<u>25.968</u>	<u>1:32.727</u>	292	8	28.244	27.843	18.206	26.531	1:40.824 P		
4	22.375	26.789	17.860	26.125	1:33.149	290	9	22.454	27.287	17.913	26.421	1:34.075	294	
62 Brendan MCINTYRE (NSW) (20th)							10	<u>22.433</u>	27.259	17.926	26.347	1:33.965	298	
1	30.478	31.170	20.386	29.115	1:51.149 P		11	23.195	27.531	17.979	26.455	1:35.160	297	
2	24.804	29.535	19.359	28.288	1:41.986	263	12	22.501	<u>27.195</u>	17.922	26.307	<u>1:33.925</u>	293	
							13	23.741	44.326	21.283	30.008	1:59.358	294	

Chief Timekeeper - Scott Laing

Clerk of Course - Tom Williams



[www.computime.com.au](http://www.computime.com.au)  
**COMPUTIME RACE TIMING SYSTEMS PTY LTD**



2019



ASBK.COM.AU f t i y

**Round 6 : Phillip Island GP Circuit : October 4 - 6**

**KAWASAKI AUSTRALIAN SUPERBIKE CHAMPIONSHIP**

**Timed Practice**

Date: 05/10/19  
 Event: P19  
 Weather: Overcast - Temp: 11.4C  
 Track: Wet - Temp: 17.1C

Started at: 10:50:24  
 Laps: 35 Min  
 Starters: 25  
 Printed at: 11:47

**PROVISIONAL SPLIT TIMES**

Lap	Split 1	Split 2	Split 3	Split 4	Lap Time	Spd	Lap	Split 1	Split 2	Split 3	Split 4	Lap Time	Spd
<b>67 Bryan STARING (WA) (5th)</b>							<b>92 Damon REES (NZ) (11th)</b>						
1	27.098	29.063	18.857	27.526	1:42.544 P		1	27.591	28.845	19.024	27.200	1:42.660 P	
2	22.815	27.551	18.496	26.552	1:35.414	293	2	23.336	27.811	18.475	26.898	1:36.520	281
3	22.548	27.212	<b>17.743</b>	26.410	1:33.913	293	3	22.971	27.556	<b>18.200</b>	26.630	1:35.357	283
4	22.393	<b>26.998</b>	17.855	26.151	<b>1:33.397</b>	294	4	<b>22.879</b>	<b>27.343</b>	18.254	<b>26.410</b>	<b>1:34.886</b>	283
5	22.543	27.187	18.506	26.369	1:34.605	297	5	22.926	27.559	18.353	26.695	1:35.533	286
6	22.542	27.186	18.144	26.389	1:34.261	291	<b>217 Dean HASLER (NSW) (19th)</b>						
7	22.486	27.130	18.028	26.369	1:34.013	293	1	28.044	29.416	19.447	28.149	1:45.056 P	
8	23.106	27.949	18.492	9:08.570	10:18.117	290	2	24.012	29.064	19.366	27.952	1:40.394	275
9	30.828	28.981	18.438	26.341	1:44.588 P		3	24.013	29.325	19.530	27.781	1:40.649	282
10	22.632	27.074	18.061	<b>26.109</b>	1:33.876	294	4	23.840	29.034	19.245	27.720	1:39.839	278
11	<b>22.354</b>	27.112	17.966	26.283	1:33.715	297	5	24.126	28.863	19.372	27.995	1:40.356	275
12	22.481	27.090	18.001	26.384	1:33.956	296	6	23.760	29.450	19.307	27.766	1:40.283	283
<b>78 Nathan SPITERI (VIC) (22th)</b>							7	24.062	29.367	19.209	27.845	1:40.483	272
1	28.661	31.097	19.305	28.256	1:47.319 P		8	24.117	29.274	19.318	<b>27.537</b>	1:40.246	275
2	23.743	28.833	18.865	27.429	1:38.870	281	9	24.274	29.191	19.194	2:43.580	3:56.239	287
3	23.624	29.954	19.127	27.673	1:40.378	280	10	28.350	29.366	19.130	27.603	1:44.449 P	
4	<b>23.593</b>	<b>28.676</b>	<b>18.739</b>	<b>27.158</b>	1:38.166	282	11	23.905	28.876	19.265	27.857	1:39.903	280
5	23.611	28.926	18.941	27.467	1:38.945	282	12	24.029	28.827	19.193	27.775	1:39.824	277
6	23.622	28.839	18.917	27.474	1:38.852	281	13	24.033	29.198	19.192	27.946	1:40.369	267
7	26.676	12:47.600			13:14.276	202	14	23.665	28.961	19.376	2:30.579	3:42.581	278
8	28.523	29.378	19.004	27.585	1:44.490 P		15	27.647	29.172	19.081	27.859	1:43.759 P	
9	23.935	28.720	19.084	27.510	<b>1:39.249</b>	283	16	23.685	28.696	19.165	27.832	1:39.378	278
10	23.864	29.010	19.626	27.667	1:40.167	284	17	<b>23.626</b>	<b>28.524</b>	<b>18.938</b>	27.605	<b>1:38.693</b>	277
11	23.771	28.956	18.914	28.627	1:40.268	283	18	23.711	28.688	19.174	27.638	1:39.211	280
12	24.361	28.950	19.646	28.083	1:41.040	269	19	23.819	28.803	18.952	27.753	1:39.327	280
13	24.001	29.005	19.188	27.693	1:39.887	282							
14	24.203	29.222	19.884	28.095	1:41.404	276							

\*\*\* TOP 9 RIDERS TO QUALIFYING 2. REMAINDER TO QUALIFYING 1. \*\*\*

\*\*\* No. 78 (N. SPITERI) & 13 (D. BARKER) - First run times ignored as returned to pit box on entering pits \*\*\*

The results are provisional until the end of the time limit for protests and appeals.

Chief Timekeeper - Scott Laing

Clerk of Course - Tom Williams



www.computime.com.au  
 COMPUTIME RACE TIMING SYSTEMS PTY LTD

2019



ASBK.COM.AU f t i y

# Round 6 : Phillip Island GP Circuit : October 4 - 6

## KAWASAKI AUSTRALIAN SUPERBIKE CHAMPIONSHIP

### Timed Practice

Date: 05/10/19  
Event: P19  
Weather: Overcast - Temp: 11.4C  
Track: Wet - Temp: 17.1C

Started at: 10:50:24  
Laps: 35 Min  
Starters: 25  
Printed at: 11:47

### PROVISIONAL FASTEST LAPS SEQUENCE


Race Time	No	Name	Machine	Fastest Lap	On Lap
2:06.276	22	Lachlan EPIS (NSW)	Kawasaki ZX10R	1:43.660	1
2:08.130	67	Bryan STARING (WA)	Kawasaki ZX10R	1:42.544	1
2:08.661	64	Aaron MORRIS (NSW)	BMW S RR	1:41.711	1
2:10.027	46	Mike JONES (QLD)	Ducati 1299 FE	1:40.455	1
3:43.544	67	Bryan STARING (WA)	Kawasaki ZX10R	1:35.414	2
3:44.047	46	Mike JONES (QLD)	Ducati 1299 FE	1:34.020	2
5:02.812	30	Mark CHIODO (VIC)	Honda CBR RR SP	1:33.839	2
5:16.792	46	Mike JONES (QLD)	Ducati 1299 FE	1:32.745	3
20:24.423	47	Wayne MAXWELL (VIC)	Suzuki GSXRR	1:32.727	3

\*\*\* TOP 9 RIDERS TO QUALIFYING 2. REMAINDER TO QUALIFYING 1. \*\*\*

\*\*\* No. 78 (N. SPITERI) & 13 (D. BARKER) - First run times ignored as returned to pit box on entering pits \*\*\*

The results are provisional until the end of the time limit for protests and appeals.

  
Chief Timekeeper - Scott Laing

  
Clerk of Course - Tom Williams



www.computime.com.au  
COMPUTIME RACE TIMING SYSTEMS PTY LTD





2019



ASBK.COM.AU f t i y

**Round 6 : Phillip Island GP Circuit : October 4 - 6**

**KAWASAKI AUSTRALIAN SUPERBIKE CHAMPIONSHIP**

**Timed Practice**

Date: 05/10/19  
 Event: P19  
 Weather: Overcast - Temp: 11.4C  
 Track: Wet - Temp: 17.1C

Started at: 10:50:24  
 Laps: 35 Min  
 Starters: 25  
 Printed at: 11:47

**PROVISIONAL BEST PARTIAL TIMES**

Pos	Split 1		Split 2		Split 3		Split 4		LAP		Ideal	Fastest
	Name	Time	Name	Time	Name	Time	Name	Time	Name	Time		
1	M. JONES	22.176	M. JONES	26.643	M. JONES	17.603	W. MAXWELL	25.968	M. JONES	1:32.481	1:32.735	
2	M. WALTERS	22.198	T. HERFOSS	26.661	T. HERFOSS	17.712	M. WALTERS	26.055	W. MAXWELL	1:32.727	1:32.727	
3	T. HERFOSS	22.227	W. MAXWELL	26.693	B. STARING	17.743	M. JONES	26.059	T. HERFOSS	1:32.809	1:33.004	
4	W. MAXWELL	22.292	D. FALZON	26.920	W. MAXWELL	17.774	D. FALZON	26.084	B. STARING	1:33.204	1:33.397	
5	D. FALZON	22.331	M. CHIODO	26.965	M. WALTERS	17.808	B. STARING	26.109	D. FALZON	1:33.206	1:33.542	
6	B. STARING	22.354	B. STARING	26.998	C. HALLIDAY	17.818	J. WATERS	26.130	M. WALTERS	1:33.252	1:33.289	
7	J. WATERS	22.396	J. WATERS	27.012	D. FALZON	17.871	T. HERFOSS	26.209	J. WATERS	1:33.423	1:33.494	
8	C. HALLIDAY	22.433	G. ALLERTON	27.020	J. WATERS	17.885	M. CHIODO	26.212	M. CHIODO	1:33.557	1:33.657	
9	M. CHIODO	22.438	M. WALTERS	27.191	G. ALLERTON	17.924	A. MORRIS	26.234	C. HALLIDAY	1:33.750	1:33.925	
10	G. ALLERTON	22.528	C. HALLIDAY	27.195	M. CHIODO	17.942	C. HALLIDAY	26.304	G. ALLERTON	1:33.810	1:33.899	
11	J. STAUFFER	22.733	D. REES	27.343	D. REES	18.200	G. ALLERTON	26.338	D. REES	1:34.832	1:34.886	
12	A. PHILLIS	22.755	L. EPIS	27.423	L. EPIS	18.269	D. REES	26.410	L. EPIS	1:35.265	1:35.347	
13	D. REES	22.879	A. PHILLIS	27.594	A. MORRIS	18.272	L. EPIS	26.595	A. MORRIS	1:35.338	1:36.235	
14	A. MORRIS	22.942	J. STAUFFER	27.603	J. STAUFFER	18.288	A. PHILLIS	26.761	J. STAUFFER	1:35.406	1:35.547	
15	L. EPIS	22.978	A. MORRIS	27.890	A. PHILLIS	18.413	J. STAUFFER	26.782	A. PHILLIS	1:35.523	1:35.748	
16	S. FROST	23.155	S. FROST	27.962	D. BARKER	18.535	S. FROST	27.069	S. FROST	1:36.730	1:36.771	
17	D. BARKER	23.281	M. TOOLEY	28.108	S. FROST	18.544	D. BARKER	27.133	M. TOOLEY	1:37.346	1:37.814	
18	M. TOOLEY	23.414	B. MCINTYRE	28.288	M. TOOLEY	18.566	N. SPITERI	27.158	D. BARKER	1:37.422	1:37.761	
19	N. SPITERI	23.593	D. BARKER	28.473	N. SPITERI	18.739	M. TOOLEY	27.258	N. SPITERI	1:38.166	1:39.249	
20	D. HASLER	23.626	D. HASLER	28.524	P. CZAJ	18.740	P. CZAJ	27.426	B. MCINTYRE	1:38.554	1:38.926	
21	P. CZAJ	23.667	N. SPITERI	28.676	D. HASLER	18.938	B. MCINTYRE	27.492	D. HASLER	1:38.625	1:38.693	
22	B. MCINTYRE	23.827	P. CZAJ	28.891	B. MCINTYRE	18.947	D. HASLER	27.537	P. CZAJ	1:38.724	1:38.928	
23	T. GIBSON	24.442	T. GIBSON	29.178	T. GIBSON	19.457	T. GIBSON	27.853	T. GIBSON	1:40.930	1:41.217	
24	M. EDWARDS	24.617	M. EDWARDS	29.432	M. EDWARDS	19.492	M. EDWARDS	28.189	M. EDWARDS	1:41.730	1:42.013	

\*\*\* TOP 9 RIDERS TO QUALIFYING 2. REMAINDER TO QUALIFYING 1. \*\*\*

\*\*\* No. 78 (N. SPITERI) & 13 (D. BARKER) - First run times ignored as returned to pit box on entering pits \*\*\*

The results are provisional until the end of the time limit for protests and appeals.

Chief Timekeeper - Scott Laing

Clerk of Course - Tom Williams



[www.computime.com.au](http://www.computime.com.au)  
**COMPUTIME RACE TIMING SYSTEMS PTY LTD**

2019



ASBK.COM.AU f t i y

# Round 6 : Phillip Island GP Circuit : October 4 - 6

## KAWASAKI AUSTRALIAN SUPERBIKE CHAMPIONSHIP

### Timed Practice

Date: 05/10/19  
Event: P19  
Weather: Overcast - Temp: 11.4C  
Track: Wet - Temp: 17.1C

Started at: 10:50:24  
Laps: 35 Min  
Starters: 25  
Printed at: 11:47

### PROVISIONAL RACE INFORMATION


Time	Description
10:50:24	Event Start
11:25:25	Chequered Flag
11:29:04	Event Finish
11:13:36	Rider 37 (Michael EDWARDS) CRASHED TURN 4 - RIDER UP

\*\*\* TOP 9 RIDERS TO QUALIFYING 2. REMAINDER TO QUALIFYING 1. \*\*\*

\*\*\* No. 78 (N. SPITERI) & 13 (D. BARKER) - First run times ignored as returned to pit box on entering pits \*\*\*

The results are provisional until the end of the time limit for protests and appeals.

  
Chief Timekeeper - Scott Laing

  
Clerk of Course - Tom Williams



www.computime.com.au  
COMPUTIME RACE TIMING SYSTEMS PTY LTD

